

A SIMPLE GUIDE TO SUSTAINABLE WINDOWS

HOT CLIMATE ZONES 1, 2 & 3

Areas Included in these climate zones are Northern Australia, Brisbane, Darwin

WHAT WINDOW DO I CHOOSE?

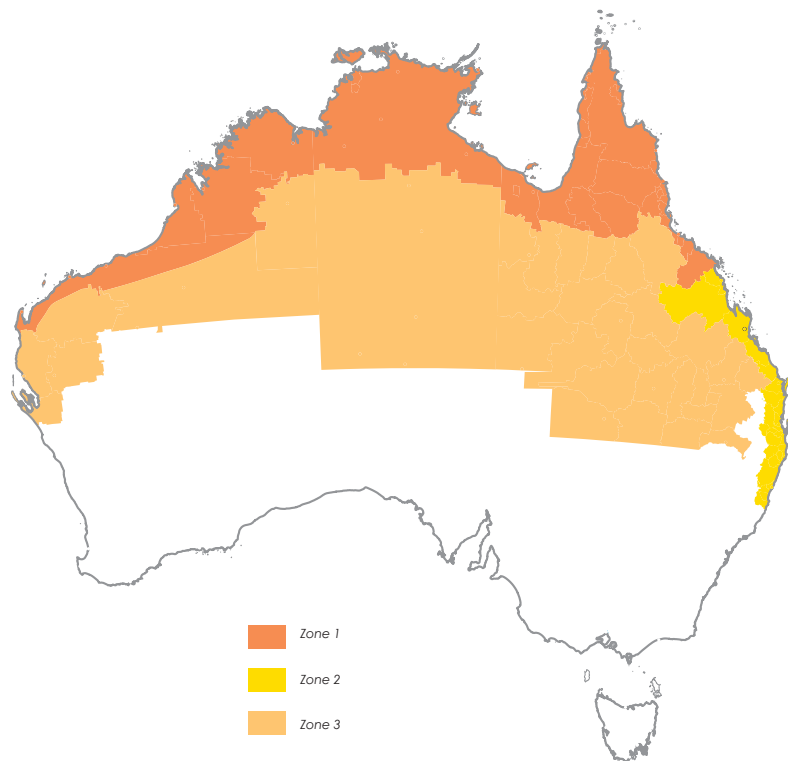
WINDOW TYPES

- ✓ Aluminium
- ✓ Aluminium Thermally Broken
- ✓ Timber
- ✓ uPVC
- ✓ Fibreglass
- ✓ Composite

WHAT GLASS DO I CHOOSE?

GLASS TYPES

- ✓ Tinted
- ✓ High Performance Tint
- ✓ Tinted Low-E (low gain)
- ✓ Tint IGU
- ✓ Tint IGU Low-E (low gain)



About SWA Project

The Australian Glass and Window Association (AGWA) are developing an industry-wide strategy to deliver more sustainable residential buildings through energy-efficient windows and doors. The SWA project has run over 4000 simulations in all 8 BCA climate zones in 3 house types with a wide range of windows to show the impact of high performance windows on the energy efficiency or star rating of the home. All results have been peer reviewed by a panel of Australian and International scientists.

About the Houses

Houses were specified with R2.0 wall insulation plus reflective foil laminate (RFL) and R5.0 ceiling insulation.

Although the insulation is in excess of the current BCA, these insulation levels were implemented so that non-window heat transfer would be minimised, thus accentuating the sensitivity of the houses to window performance.

The results would not be credible if the houses were under-insulated to start with. Except where noted all houses had concrete slab-on-ground floors, brick veneer external walls and plasterboard internal partitions. It is well known that, for a given house, its annual energy performance for heating and cooling depends on its orientation. To account for this, each house was simulated four times with the house rotated progressively around the four cardinal directions. This yielded an average performance.

About Energy Efficiency

Choosing energy efficient windows will make your home more comfortable, dramatically reduce your energy costs and help to create a brighter, cleaner and healthier environment. Windows are possibly the most complex and interesting elements in the fabric of our homes. They provide light and fresh air and offer views that connect our interior living spaces with the great outdoors. However, windows can represent a major source of unwanted heat gain in summer and significant heat loss in winter.

Windows can severely impact the heating and cooling loads of a building. Between 46%-61% of a home's heating energy can be lost and between 79%-86% of its heat gained through windows. Improving their thermal performance increases comfort and reduces energy costs and Australia's greenhouse gas emissions.



A SIMPLE GUIDE TO SUSTAINABLE WINDOWS

HOT CLIMATE ZONES 1, 2 & 3

Areas Included in these climate zones are Northern Australia, Brisbane, Darwin

Considerations	Keep solar radiation out of the home Retain coolness of air-conditioned air
Preferred U-value	Low
Preferred SHGCw	Low
Other Factors	Windows with high operable areas to maximise opportunity for air movement for natural cooling
Star Impact	SHGCw optimised (tinted) - has the potential to improve up to approximately 1 star. U-Value - has the potential to improve up to approximately 0.25 stars for each unit reduction in U-Value. Ventilation - has the potential to improve up to approximately 0.25 stars per additional 20% of openable area.
Heating/Cooling Impact	Each star corresponds to reduction in Heating/Cooling requirements of 15% to 30% on pre improved level. Star uplift due to reducing SHGC reduces cooling load but may marginally increase heating load in cooler months.
Cost & Green House Gases (GHG) Savings	Approximately 3,000MJ of energy saved per star, mostly cooling - worth about \$150-\$250 and up to 0.35t of GHG. (Based on Brisbane, 240m ² house)

Notes:


1. This information is a guide only.
2. For more specific information refer to your window or glass supplier or the WERS Website (www.wers.net)
3. For window selection, Australian Building Code requirements and energy raters will specify actual U-Values and SHGCw for BCA- DTS or simulation tools such as AccuRate, FirstRate 5 or BERS Pro.

U- Value (U_w)

U-Value (U_w) measures how readily a window conducts heat. It is a measure of the rate of non-solar heat loss or gain through the assembly.


The rate of heat is indicated in the terms of the U-Value of a window assembly which includes the effect of the frame, glass, seals and any spacers.

The lower the U-Value, the greater a window's resistance to heat flow and the better its insulating value.



Solar Heat Gain Coefficient (SHGCw)

Solar Heat Gain Coefficient (SHGCw) measures how readily heat caused by sunlight flows through a window. The SHGCw is the fraction of incident solar radiation admitted through a window, both directly transmitted, and absorbed and subsequently released inward. SHGCw is expressed as a decimal between 0 and 1. The lower a window's SHGCw, the less solar heat it transmits.



Visible Light Transmittance (TVw)

Visible transmittance (T_w) measures how much light comes in through a window. It is an optical property that indicates the amount of visible light transmitted.

T_w is expressed as a decimal between 0 and 1. The higher the number, the more light is transmitted.

